


# How to enroll your Ralphs card to help the LA Winds

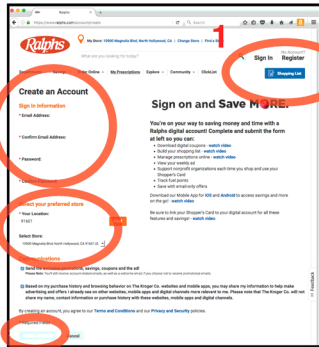


Get a card from a band representative or your local Ralphs store

1. Fill out your information on the bottom half of the form
2. Take the entire form to Ralphs to be scanned and activated or call 1-800-443-4438 and activate your card over the phone



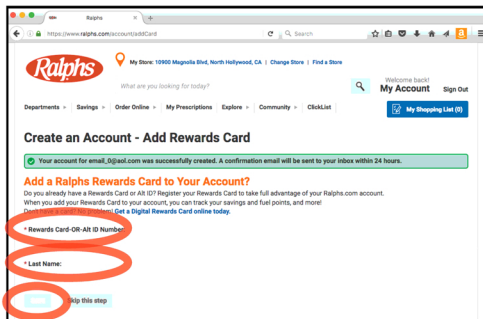
(you can start using your card to save on grocery purchases as soon as it's activated)



Go online to [www.ralphs.com](http://www.ralphs.com)

1. Click on "Register" in the upper right corner
2. Fill in your information
3. Put in your zip code and search for your nearest store
4. Click on "create account"

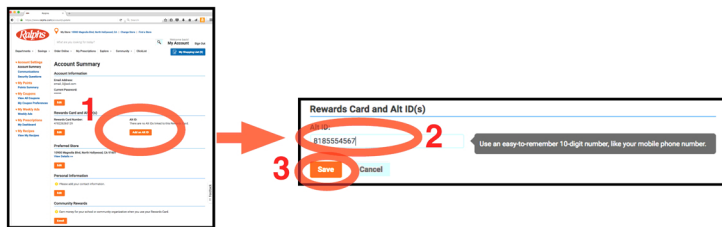
You should be redirected to a page with a green box that confirms you have created an account and that a confirmation email will be sent to your email within 24 hours.



Link your new card to the account you just created

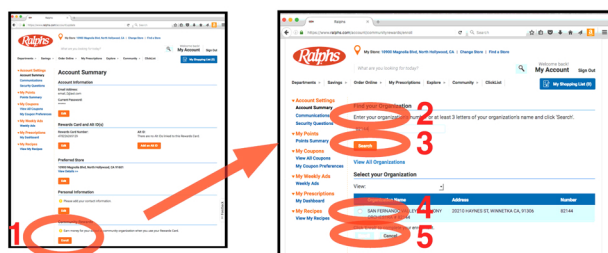
1. Enter the number on the back of your card into the box marked "Rewards Number OR Alt ID Number"
2. Enter your last name
3. Click on "Save"

You should be redirected to a page that shows you an "Account Summary"



Add an "Alternate ID" so you can use your phone number at the store instead of your long account number

1. Click on the orange button that says "Add an Alt ID"
2. Enter your phone number or any 10 digit number that you won't forget
3. Click on "Save"



HERE'S THE IMPORTANT PART!

Link your account to the LA Winds (a.k.a. San Fernando Valley Symphony)

1. Click on the orange button that says "Enroll" under "Community Rewards"
2. Enter 82144 in the box under "Find your Organization"
3. Click on "Search"
4. Choose the San Fernando Valley Symphony
5. Click "Enroll"

Now you can go shopping at Ralphs! Thank you!

For more help call 1-800-443-4438

